


























































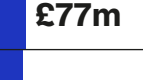






# Insurable value league table

lloyds.com/dreamteam and engage with us on Twitter @LloydsOfLondon #LloydsDreamTeam

LLOYD'S	National Team	Total Insurable Value	Average Player Value	World FIFA Rank	World Cup Position 2014
1	 <b>France</b>	 <b>£1.43bn</b>	£46.7m	7	Quarter Final
2	 <b>England</b>	 <b>£1.17bn</b>	£39m	13	Group Stages
3	 <b>Brazil</b>	 <b>£1.1bn</b>	£36.7m	2	Semi Final
4	 <b>Germany</b>	 <b>£1.05bn</b>	£35.2m	1	Winners
5	 <b>Belgium</b>	 <b>£1.03bn</b>	£34.3m	3	Quarter Final
6	 <b>Spain</b>	 <b>£985m</b>	£32.8m	8	Group Stages
7	 <b>Argentina</b>	 <b>£925.6m</b>	£30.8m	5	Runners Up
8	 <b>Portugal</b>	 <b>£618m</b>	£20.6m	4	Group Stages
9	 <b>Croatia</b>	 <b>£468.1m</b>	£15.6m	18	Group Stages
10	 <b>Switzerland</b>	 <b>£357.5m</b>	£11.9m	6	Last 16
11	 <b>Serbia</b>	 <b>£329.2m</b>	£11m	35	–
12	 <b>Colombia</b>	 <b>£315m</b>	£10.5m	16	Quater Final
13	 <b>Senegal</b>	 <b>£311.5m</b>	£10.4m	28	–
14	 <b>Uruguay</b>	 <b>£296.5m</b>	£9.9m	17	Last 16
15	 <b>Poland</b>	 <b>£288.5m</b>	£9.6m	10	–
16	 <b>Russia</b>	 <b>£280.5m</b>	£9.4m	66	Group Stages
17	 <b>Nigeria</b>	 <b>£247m</b>	£8.2m	47	Last 16
18	 <b>Sweden</b>	 <b>£226.5m</b>	£7.6m	23	–
19	 <b>Morocco</b>	 <b>£224.8m</b>	£7.49m	44	–
20	 <b>Denmark</b>	 <b>£218.6m</b>	£7.3m	12	–
21	 <b>Mexico</b>	 <b>£200.9m</b>	£6.7m	15	Last 16
22	 <b>Japan</b>	 <b>£153.1m</b>	£5.1m	60	Group Stages
23	 <b>Egypt</b>	 <b>£139m</b>	£4.6m	46	–
24	 <b>South Korea</b>	 <b>£127m</b>	£4.1m	61	Group Stages
25	 <b>Iceland</b>	 <b>£123m</b>	£4.1m	22	–
26	 <b>Saudi Arabia</b>	 <b>£103.5m</b>	£3.5m	67	–
27	 <b>Australia</b>	 <b>£101m</b>	£3.4m	40	Group Stages
28	 <b>Tunisia</b>	 <b>£93.8m</b>	£3.1m	14	–
29	 <b>Peru</b>	 <b>£77m</b>	£2.57m	11	–
30	 <b>Costa Rica</b>	 <b>£67.3m</b>	£2.24m	25	Quarter Final
31	 <b>Iran</b>	 <b>£62.8m</b>	£2.1m	36	Group Stages
32	 <b>Panama</b>	 <b>£17.7m</b>	£586k	55	–



Teams may not sum exactly to group totals due to rounding. For further information, visit [lloyds.com/dreamteam](http://lloyds.com/dreamteam)  
Source: Research carried out by Cebr for Lloyd's, June 2018. Exchange rate: £1 = €1.13  
This information is provided for general interest only and should not be relied upon as the basis for future outcomes.